


# Redland 49

The Redland 49 tile is easy to handle and install so offers both speed and economy as a roofing material. Available in a range of attractive colours.

## KEY ADVANTAGES

- Unique camber adds aesthetic appeal, marking the product as the original Redland 49 tile.
- Smaller format for lighter unit weight and therefore easier handling.
- A hallmark tile for London and the South East.



## PRODUCT DATA

<b>External Dimensions</b> (+/- 4mm)	382 x 226mm	
<b>Minimum Pitch</b>	Through coloured	17.5° at 100mm headlap 25° at 75mm headlap
	Granular	22.5° at 100mm headlap 30° at 75mm headlap
<b>Maximum Pitch</b> (subject to fixing specification and fire resistance requirements above 69°)	90°	
<b>Maximum Headlap</b>	125mm	
<b>Minimum Gauge/Batten Spacing</b>	257mm	
<b>Maximum Gauge/Batten Spacing</b>	188mm	
<b>Hanging Length</b> (+/- 4mm)	360mm	
<b>Cover</b> (all figures are net & do not allow for wastage)		
Linear cover of 1 tile	200mm	
Covering capacity	17.7 tiles/m <sup>2</sup> at 282mm gauge	
	16.3 tiles/m <sup>2</sup> at 307mm gauge	
<b>Weight*</b>	51kg/m <sup>2</sup> at 282mm gauge 47kg/m <sup>2</sup> at 307mm gauge	
per pallet, including pallet	0.90 tonnes	
	per 1000 tiles 3.04 tonnes	
<b>Battens Required</b> (at max. gauge)	3.26 lm/m <sup>2</sup>	
<b>Batten Size</b>		
Rafter centres up to 450mm	38 x 25mm	
Rafter centres up to 600mm	50 x 25mm	
<b>Fixing clips</b>	Eaves, verge & tile clips	
<b>Nail Size for Tiles</b> (Depending on fixing specification)	50 x 3.35mm (A/A)**	
<b>Pallet Quantities</b>	Tiles per pallet 336	
	Tiles per pack 42	
	Packs per pallet 8	

\*All weights nominal \*\* (A/A) Aluminium Alloy




**Brown (granular)**

Tile product code:  
**10001691**




**Charcoal Grey (coated)**

Tile product code:  
**11000259**




**Rustic Red (coated)**

Tile product code:  
**10001700**



**Slate Grey**

Tile product code:  
**10001693**



**Tudor Brown**

Tile product code:  
**10001696**



**SCAN THE QR CODE**

for more information  
or to order a tile sample

## INSTALLATION GUIDELINES:

- Tiles must be hung by their nibs.
- Tiles must be laid in a straight bond pattern.
- It is always advised that tiles are laid at mid shunt, although the precise roof details may require tiles to be laid with a more open or closed shunt.
- Dentil slips must be used for mortar bedded ridges and hips.
- Always use the FixMaster tool from the BMI Redland website to generate a project-specific BS 5534-compliant fixing specification.
- Both left-hand and right-hand perimeter tiles at the verge must have a secondary fixing as prescribed by BS 5534.
- Please see Redland Concrete Roof Tiles & Fittings - a Guide to Installation, Maintenance and Disposal, which is available for download from the BMI Redland website, for further information.

## PRODUCT STANDARDS

BMI Redland concrete tiles and slates are manufactured to BS EN 490 - Concrete roofing tiles and fittings for roof covering and wall cladding. Tolerances are set in line with BS EN 490. Tiles meet the requirements of BS 5534 - Code of practice for slating and tiling (including shingles), providing the BMI Redland FixMaster specification is followed.

## SAFETY, QUALITY & ENVIRONMENT

BMI Redland tiles are manufactured under a Quality Management System approved to ISO 9001 and an Environmental Management System approved to ISO 14001, by TÜV UK Ltd. Information regarding transportation, handling, storage and disposal can be found in Redland Concrete Roof Tiles & Fittings - a Guide to Installation, Maintenance and Disposal, which is available to download from the BMI Redland website.

## TECHNICAL SUPPORT

Whether you require telephone advice for your project, an online fixing specification or want to benefit from our complete guaranteed specification service, our expert team is on hand to help ensure success for your roof.

## FURTHER INFORMATION & TOOLS

For access to Declarations of Performance, product codes or for expert help and advice, please visit our website. Information is accurate at the time of printing. Product information, technical standards and codes of practice are under constant review. We reserve the right to change and amend product information without prior notice. For the latest information, suitability and specification advice, please refer to our website or contact Redland's Technical Services team for up-to-date product information.

## REDLAND TECHNICAL SERVICES

0330 123 4585

technical.redland@bmigroup.com

## REDLAND CUSTOMER SERVICES

0370 560 1000

sales.redland@bmigroup.com

### TILES

Standard Tile

### UNDERLAYS

Divoroll Elite 200 2S (1.5m x 50m)

Divoroll Air (1m x 50m)

ClimaTape (60mm x 25m)

### EAVES PRODUCTS

Rapid EavesVent 2-in-1 Tray (1m)

Rapid EavesVent Rafter Roll (6m x 800mm)

RedVent 25 Over-Fascia Vent (6m)

Underlay Support Tray (1.5m)

### VERGE PRODUCTS

DryVerge (Pack of 18 LH &amp; 18 RH)

DryVerge Gable End Pack (1 gable)

### HIP PRODUCTS

Continuous Hip (5m)

Third Round Hip/Ridge Junction

Third Round Hip (without nail holes)

Third Round Hip (with nail holes)

Third Round Hip Block-End

Third Round Hip End Cap

Mortar Bedded Fixing Kit (5m)

### VALLEY PRODUCTS

GRP 125 Valley (3m)

Dry Valley (High Profile) (3m)

### ABUTMENT PRODUCTS

Wakaflex Rapid Flashing

Bonding Strip (High Profile) (3m)

### RIDGE PRODUCTS

Continuous Ridge (5m)

Half Round Ridge

Half Round Block-End Ridge

Half Round Monoridge

Half Round Monoridge End Cap (Pair)

Mortar Bedded Fixing Kit (5m)

### VENTILATION TILES

Redland 49 4.5k ThruVent Tile

Flexible Pipe (75mm to 100mm)

### FIXING PRODUCTS

Tile Clip (500 clips)

Verge Clip (50 clips)

Eaves Clip (100 clips)

Eaves Clip Nail (1kg = approx 812 nails)

Innofix Clip Orange (250 clips)

Tile Clip Nail (1kg = approx 650 nails)

Kro-Clip (50 clips)

**Note:** For a complete list of products that are compatible for use with this tile, please see the latest edition of the BMI Redland Pocket Guide, available to download from the website. Hard copies can be obtained by contacting the Redland Customer Services team.